




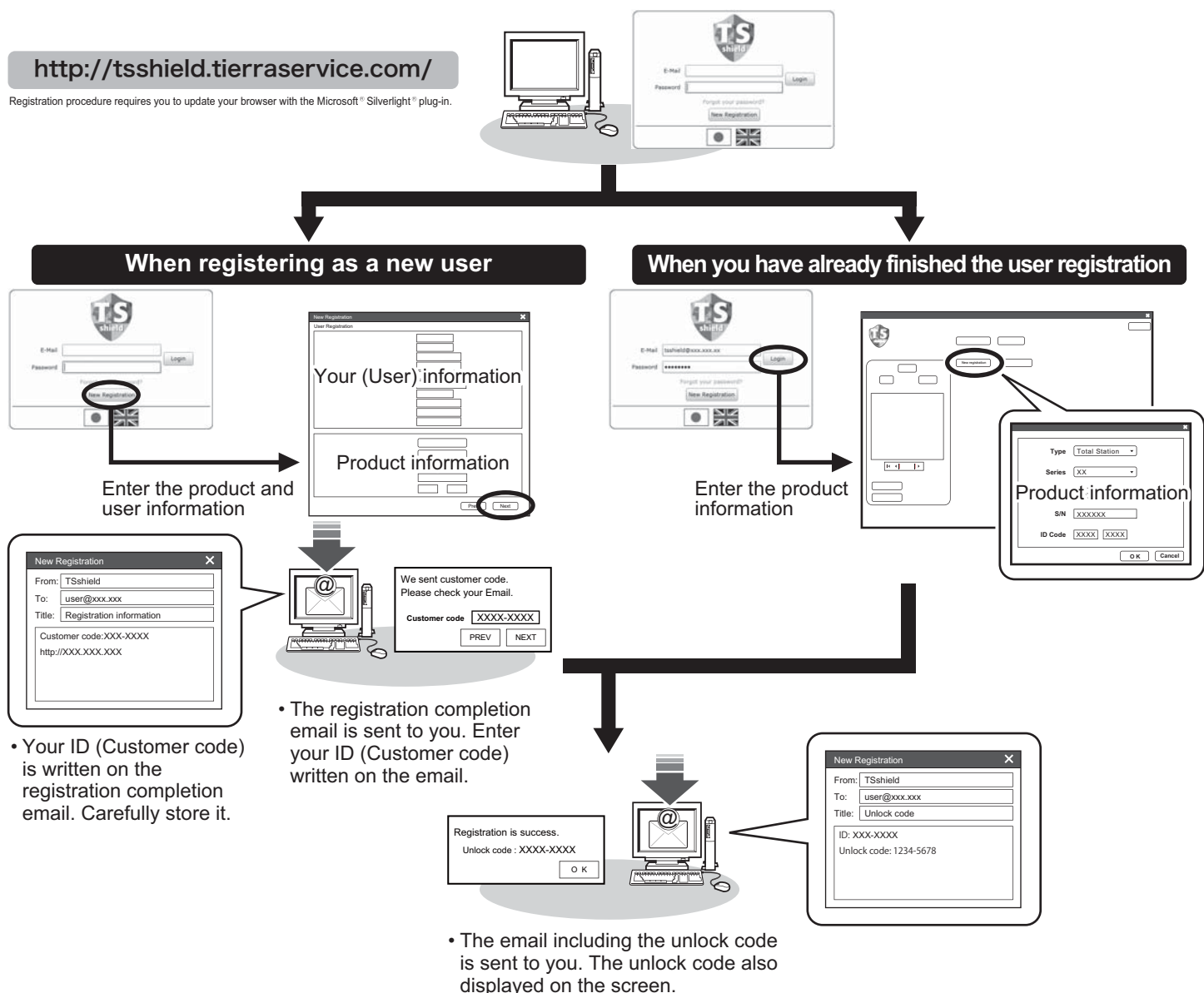
# Advice about user registration before use

Before using the instrument, it is necessary to perform the user registration. This registration is needed to carry out the careful and plentiful support and service for the customers. Carry out the user registration by the following procedure. For the details, refer to the TSshield instruction manual (Introduction volume).

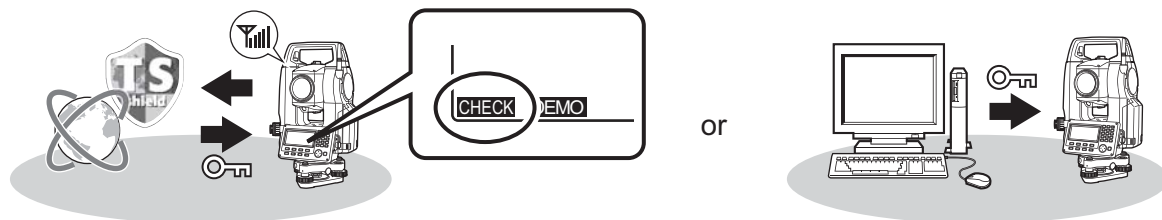
## Tools to be prepared

|   |   |   |   |
|---|---|---|---|
|  <div data-bbox="231 336 422 459"> <p>User registration<br/>XX-103<br/>S/N XXXXXX<br/>ID Code : XXXX-XXXX<br/>Unlock cd :<br/>CHECK DEMO [OK]</p> </div> <p><b>Product information</b><br/>*You can check the product information on the status screen of the Total Station.</p> |  <p><b>Personal computer that can be connected to Internet</b></p> | <p><b>xxx@xxx.xxx</b></p> <p><b>Email address</b></p> |  <p><b>Your (User) information</b></p> |
|---|---|---|---|

**Step1 Register the user information.** — Enter the registration information on the Web page and get the unlock code.



**Step2 Certify the license.** — Certify the license and cancel the demo mode.



- Turn on the Total Station and press [CHECK] on the user registration screen. The system communicates with the server and the registration is automatically certified.

- Enter the unlock code written on the email to the Total Station.

\* It takes about 10 minutes at the maximum to check the registration, depending on radio waves.